

Data sheet:

Web-Thermograph Relay

Monitor temperature and switch a digital output

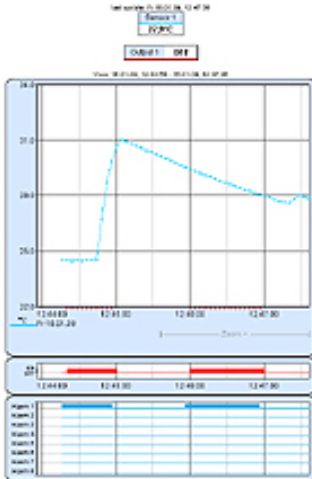


W&T Web-Thermograph Relay, #57616
High resolution picture

Product properties:

- **Pt100/Pt1000 input and digital solid-state relay output**
- **NEW!** Higher save frequency: starting at 15 seconds
- **NEW!** Device language selectable German/English
- **NEW!** Unit selectable between ° Celsius, Fahrenheit and Kelvin
- **Supply voltage via Power-over-Ethernet (PoE)**
 - ◆ Phantom power using data pairs
 - ◆ Power over unused wire pairs
 - ◆ Alternate external supply possible

- **Internal, battery buffered clock**
The time of day continues to run even when the unit is turned off and is immediately available after power-up!
- **Self-updating characteristic curve**



- ◆ Display temperature curves, alarm monitoring and output status at a glance
- ◆ Freely selectable line color
- ◆ Freely selectable display size
- ◆ Extreme value or current value display
- ◆ Automatic or manual scaling

- **Monitor temperatures and curves with your browser**
 - ◆ HTML page design user-variable
 - ◆ Direct access to current temperature value, e.g., for integration into other Web pages
- **SNMP temperature polling /Alarm traps** for incorporating into your existing SNMP management system
- **A new measurement is available every 4 seconds!**
- **E-mail for alarm or reporting functions**
- **Adapters:**
 - ◆ 10/100MBit
 - ◆ Pt100 sensor included
- **Easy Start:**
 - ◆ Connect sensor and network cable
 - ◆ Connect supply voltage
 - ◆ Assign IP address
 - ◆ That's it!
- **Application examples:**
 - ◆ Monitor temperatures in the server room, network cabinet or office
 - ◆ Direct display of multiple measuring points in the browser via Java applet
 - ◆ Send alarms when limits are exceeded via e-mail, SNMP trap, TCP client, Syslog
 - ◆ Logging of the measured values via FTP, Excel file, e-mail attachment, internal memory
- **Green IT:** Monitor efficiency of the server room climate control
- **Conforms to standards both in office and industrial environments:**
 - ◆ Increased noise immunity for industrial areas
 - ◆ Stricter noise emission for residential and commercial areas



Wish for something!

Your suggestions for improvement and additions

Background information:

Like all models in the Web-IO Climate series, the Web-Thermograph Relay 57616 offers everything you need to connect a temperature sensor to the computer network. An alarm can be triggered when limits are violated directly from the integrated relay, so that signal lamps or acoustic warning signals can be turned on and off. In addition, the supply voltage in accordance with IEEE 802.3af (**Power-over-Ethernet**) can be provided over the network cable, with both phantom power over the data pairs

as well as power over the unused wire pairs (for 10/100BT) is supported. Problems with receptacles, country-specific plug types, different line voltages etc. are a thing of the past.

For cases in which PoE is planned but not yet fully implemented, it is also possible to provide power using an external power supply and screw terminals.

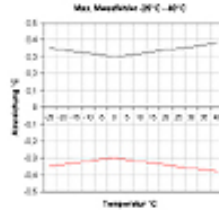
Technical data:

Temperature sensor: Pt100/Pt1000 connection on screw terminal
Network: 10/100BaseT autosensing
Supply voltage: Power-over-Ethernet (PoE) or via screw terminal with DC 18V .. 48V (+/-10%) or AC 18Veff .. 30Veff (+/-10%)

Measuring unit


Sensor: Pt100/Pt1000 connection, 2-, 3- or 4-wire
Measuring range: W&T sensor: -50°C...180°C
PT100/PT1000 measuring input: -200°C...650°C
Resolution: 1/10°C
Measuring error:
Measuring unit

$\pm 0.3^{\circ}\text{C}$, $\pm 0.2\%$



PT100/1000 Sensor Class A

$\pm 0.15^{\circ}\text{C}$, $\pm 0.2\%$



Storage frequency: 15, 30 sec., 1, 5, 15, 60 min

Memory depth (6MB): min. 28 weeks, max. 99 years

Deviation of the internal clock: max. 1 min. / month

Semiconductor relay output

Digital output: 1 potential-free contact, semiconductor relay
max. switching current: AVG 300mA AC/DC (peak 500mA)
max. switching voltage: 39V AC/DC
max. switching capacity: 11.7W AC/DC

Other data

Measuring frequency: 4 seconds

Galvanic isolation: Measurement inputs to network: min. 500V

E-mail function: Mail for sending alarms or as reporting function

Supply voltage: Power-over-Ethernet (PoE) or via screw terminal with DC 18V .. 48V (+/-10%) or AC 18Veff .. 30Veff (+/-10%)

Power consumption: AVG: 80mA @24VDC, 110mA @18VAC
Max: 90mA @24VDC, 50mA @48VDC
PoE Class 1 (0.44 - 3.84W)

Housing: Plastic compact housing, 105x75x22mm

Weight: approx. 200g

Ambient storage temperature: -40..+70°C

Ambient operating temperature: 0 .. +60°C

Delivery: 1x Web-Thermograph Relay for DIN rail mounting
1x Pt100 sensor



Wish for something!

Your suggestions for improvement and additions

Order now:	Prod. no.	Unit price	in EUR plus VAT for commercial users	
Web-Thermograph Relay	<u>57616</u>	348.00		
Power supplies (please order as needed as accessories)				
Switching power supply, 100-240V/50-60Hz - 24V/0.22A DC (D)	<u>11020</u>	19.00		
Switching Power Supply, 100-240V/50-60Hz - 24V/1A DC (D)	<u>11070</u>	39.00		
Switching Power Supply, 100-240V/50-60Hz - 24V/1A DC (USA)	<u>11071</u>	39.00		
Switching Power Supply, 100-240V/50-60Hz - 24V/1A DC (GB)	<u>11072</u>	39.00		
Switching power supply for DIN rail mount, 100-240V/50-60Hz - 24V/4.2A DC	<u>11077</u>	89.00		
Measuring - Accessories				
Pt-100 outdoor sensor, 4-wire, IP65	<u>57014</u>	48.00		
	<u>57013</u>	198.00		
Mechanical Accessories				
Mounting bracket for wall mounting	<u>58812</u>	9.98		
19" DIN rail	<u>58813</u>	19.00		
Software				
WuTility	<u>00104</u>	free		Download
OPC Server	<u>00103</u>	free		Download
Sensobase	<u>00107</u>	free		Download

We are here for you personally!

Wiesemann & Theis GmbH
Porschestr. 12
42279 Wuppertal

Tel.: +49 202/2680-110 (M-F 8:00 - 5:00)
fax: +49 202/2680-265
Individual e-mail

© Wiesemann & Theis GmbH, subject to error and alteration: Since we can make errors, none of our statements should be used without verification. Please report any mistakes or misunderstandings so that we can be aware of them and respond appropriately as quickly as possible.